

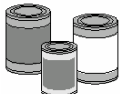
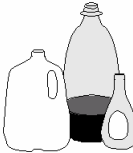



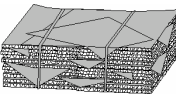


# TOWN OF TRENTON RECYCLING GUIDELINES

*The Town of Trenton recycling pickup will be the same day as your garbage pickup*

MATERIAL	WHAT DO I RECYCLE?	CLEANING & PREPARATION	WHAT CAN'T BE RECYCLED AND SHOULD GO IN THE GARBAGE
 GLASS	Bottles and Jars ONLY (any color)	Remove Lids Rinse Clean Remove Rings	Windows, mirrors, lightbulbs, dishes, glassware, chemical bottles, medical containers, and laboratory glass
 ALUMINUM	Cans ONLY	Rinse Clean Flattening Optional	Foil and Bottle Caps
 TIN & STEEL CANS	Cans ONLY	Rinse Clean Flattening Optional	Cardboard sided Juice Cans Aerosol Cans Paint Cans
 PLASTIC	Rigid containers stamped:  &  Such as Milk, soda and cleansers	Rinse Clean Remove and discard lids Crush bottles (optional)	Plastic bags, Plastic wrap, Plastic oil bottles Styrofoam-plastic cups Plastic cups and film Hard plastic (toys, pails, etc.) Medicine bottles & syringes
<b>PLACE ALL ABOVE ITEMS IN THE SAME BIN OR IN CLEAR PLASTIC BAGS</b>			

## *Other Recyclable Items—set alongside bin*

MATERIAL	WHAT DO I RECYCLE?	INSTRUCTIONS	WHAT CAN'T BE RECYCLED AND SHOULD GO IN THE GARBAGE
 NEWSPAPERS	Newspapers	Tie with string or twine in both directions. Bundles no larger than 8" high OR Place in brown paper bag	Junk Mail Office Paper
MAGAZINES	Magazines	Same as newspapers	
 CARDBOARD	Cans ONLY	Rinse Clean Flattening Optional	Detergent boxes Pizza boxes and other boxes that have been in contact with food