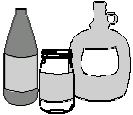
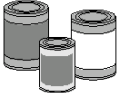
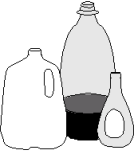



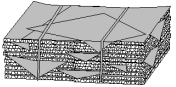
TOWN OF TRENTON RECYCLING GUIDELINES

The Town of Trenton recycling pickup will be the same day as your garbage pickup

MATERIAL	WHAT DO I RECYCLE?	CLEANING & PREPARATION	WHAT <u>CAN'T</u> BE RECYCLED AND SHOULD GO IN THE GARBAGE
 GLASS	Bottles and Jars ONLY (any color)	Remove Lids Rinse Clean Remove Rings	Windows, mirrors, lightbulbs, dishes, glassware, chemical bottles, medical containers, and laboratory glass
 ALUMINUM	Cans ONLY	Rinse Clean Flattening Optional	Foil and Bottle Caps
 TIN & STEEL CANS	Cans ONLY	Rinse Clean Flattening Optional	Cardboard sided Juice Cans Aerosol Cans Paint Cans
 PLASTIC	Rigid containers stamped:  Such as Milk, soda and cleansers	Rinse Clean Remove and discard lids Crush bottles (optional)	Plastic bags, Plastic wrap, Plastic oil bot- tles Styrofoam-plastic cups Plastic cups and film Hard plastic (toys, pails, etc.) Medicine bottles & syringes

PLACE ALL ABOVE ITEMS IN THE SAME BIN OR IN CLEAR PLASTIC BAGS

Other Recyclable Items—set alongside bin

MATERIAL	WHAT DO I RECYCLE?	INSTRUCTIONS	WHAT <u>CAN'T</u> BE RECYCLED AND SHOULD GO IN THE GARBAGE
 NEWSPAPERS	Newspapers	Tie with string or twine in both directions. Bundles no larger than 8" high OR Place in brown paper bag	Junk Mail Office Paper
MAGAZINES	Magazines	Same as newspapers	
 CARDBOARD	Cardboard	Remove liner Collapse box	Detergent boxes Pizza boxes and other boxes that have been in contact with food

FOR INFORMATION CALL THE TOWN HALL AT 675-6009 OR VEOLIA ENVIRONMENTAL SERVICES AT 920-387-0949